



Bayer Environmental Science



Protect your most valuable assets



TERMITE ELIMINATION

Premise eliminates termites right around your home

Termites are a very serious pest in Australia, causing damage that costs hundreds of millions of dollars to repair each year.

A recent survey has established that almost 40% of our homes are attacked by termites at some stage. Another study shows the risk of a house becoming infested by termites is five times greater than that of fire.

Even more worryingly, any termite damage to your home is very unlikely to be covered by insurance.

While most local government authorities now require termite barriers to be incorporated into the construction of all new buildings, most existing houses are vulnerable to termite infestation.

Until **Premise** was released, protecting those homes involved chemicals that are repellent to householders as well as termites – and which have to be applied in a perfect, unbroken barrier.

Premise has quickly established itself as the most effective and convenient protection for homes with no built-in barrier.

Premise protection doesn't depend on a repellent barrier and actually eliminates termites rather than just repelling them. This is because termites cannot detect **Premise**. And **Premise** has the added advantages of low toxicity and no odour. In fact, **Premise** is the only soil termiticide that does not require occupants to leave the house while the treatment is carried out.

Premise Termite Elimination

- Provides an effective and reliable Treated Zone.
- Registered for use through reticulation systems.
- Kills termites rather than just repelling them.
- No odour.
- Low rates.
- No irritancy.
- Water-based SC formulation.
- Non-hazardous.



The first undetectable termite trap

Older chemical treatments create a repellent barrier that termites won't go through, but will try to find a way around. While they are usually effective, they have three main drawbacks: applying them creates a repulsive smell that lasts for a day or two and can be difficult to live with; they deter

termites, but do nothing to reduce the colony; and even a gap of a few centimetres in the barrier can cause the treatment to fail.


Premise supersedes those barriers with an extremely efficient in-ground trap that termites can't detect: the **Premise** Treated Zone.

Far from being repelled by a barrier, termites forage into the **Premise** Treated Zone and are killed in one of three ways:

- Termites that ingest or contact enough **Premise** can be killed outright.
- Those that only receive a low dose of **Premise** become dysfunctional. They stop feeding and grooming each other, neglect their environment, become diseased and die.
- Many **Premise**-affected termites find their way back to the colony. Other termites then receive a lethal dose through normal social interaction or cannibalism.



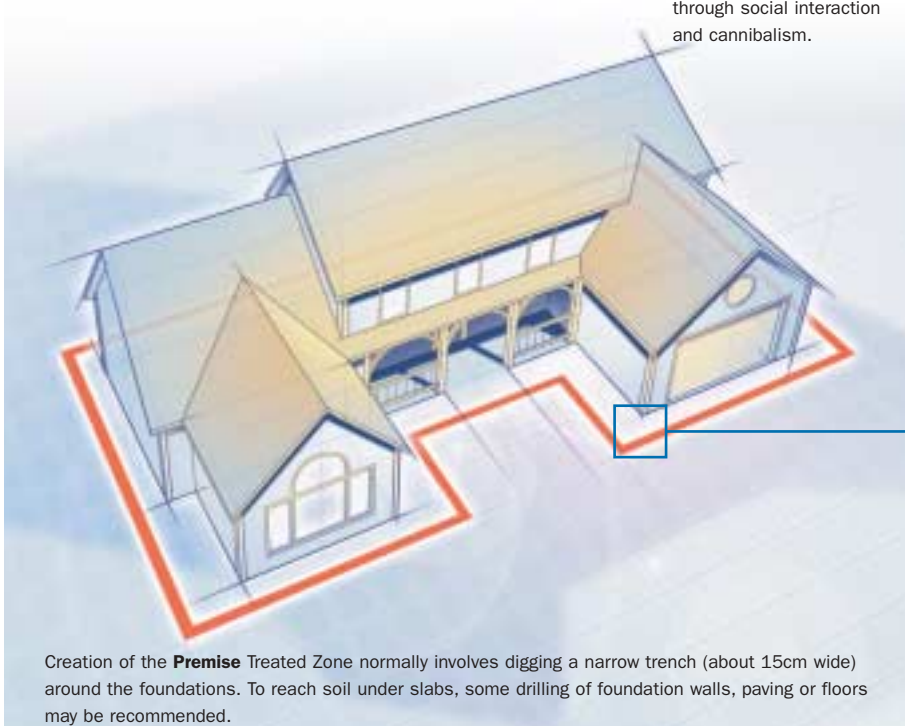
Termites can't detect the **Premise** Treated Zone



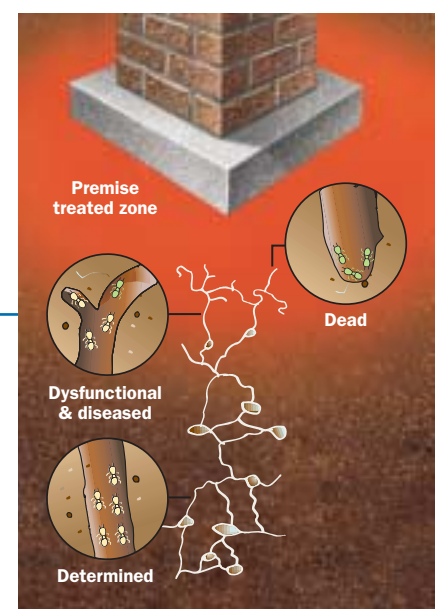
Once exposed to **Premise**, termites stop feeding and soon die.



Termites exposed to **Premise** transfer the product to unexposed colony members through social interaction and cannibalism.



Creation of the **Premise** Treated Zone normally involves digging a narrow trench (about 15cm wide) around the foundations. To reach soil under slabs, some drilling of foundation walls, paving or floors may be recommended.



Long-lasting protection

Since the launch of **Premise** in 1998, over 100,000 homes have been successfully treated in Australia. Pest Managers using **Premise** have found call backs to be almost non-existent, and there has not been a single product failure.

Termite-infested houses which were treated in pre-release trials from 1995 onwards, remained termite-free for at least seven years.



Minimal environmental impact

We all want to protect our most valuable assets and eliminate termites from our homes, and we want to do it with as little environmental impact as possible. Whereas the termiticides used as barriers are rated Schedule 6 POISON, **Premise** is in Schedule 5 CAUTION and is the only soil treatment which is not classified as hazardous according to the criteria of WorkSafe Australia.

Although **Premise** is lethal to termites, its specific mode of action is much less hazardous for humans, pets and wildlife. **Premise** has the same active ingredient as a market-leading veterinary product applied to cats and dogs to control fleas. The active ingredient is also widely used on food crops.

As well as being highly effective, **Premise** is also easier to live with during and straight after treatment. Studies have shown that it produces no airborne residues so it is possible to remain in the house while it is treated. With other soil treatments you must leave your home for a few hours.

The Premise Termite Elimination Program

When it comes to protecting your home from termites, you have too much to lose to rely on anyone other than an experienced Pest Manager using this proven step-by-step approach:

1. A thorough inspection to find out whether termites are present, locate and treat their nest if possible, and identify likely trouble spots.
2. A check of the drainage and ventilation under and around your home and any other structures, with remedial action if necessary.
3. Application of **Premise** to create a Treated Zone.
4. A follow-up inspection of the area within three months after treatment to make sure it has been successful.
5. Regular inspections at least annually as recommended by Australian Standard 3660.

Why termites pose such a threat

Termites play a vital role in nature by recycling dead and decaying wood. Unfortunately, they can't tell the difference between dead trees and the structural timbers in your home.

Worker termites tunnel 50 metres or more from the nest in search of food. If they come across your home's foundations while they are foraging, they'll follow any cracks or crevices to get at the frame or floorboards. They may even enter through wood in direct contact with soil or build mud tunnels from the ground to the bottom of the lowest timber. From there they can access the rest of your house, including the structural timbers in the walls and the roof. For an extreme example of the mud-building technique, just think of the huge termite mounds in the Northern Territory.

You are unlikely to ever see a termite, only the signs of their presence. Mud tunnels are the most obvious, but in spring and summer you may also come across the piles of wings left by swarming termites as your local nests send out prospective new kings and queens to start new colonies.

There are some simple steps you can take to make termite infestation less likely:

- Do not build up soil or garden beds against the house.
- Do not install watering systems around the perimeter of your house.
- Do not stack timber or firewood against the house.
- Do not store wooden materials under the house.
- Fix leaking downpipes and gutters and hot water systems to retain good drainage all around the house.

The good news is that – except in tropical areas – termites don't usually cause major damage in a very short time. If you suspect there are termites on your property, they are unlikely to do much damage while you are waiting for a qualified professional to complete a proper inspection and start treatment.

Don't panic. Arrange to have the termites professionally eliminated from your home by Premise and give yourself lasting peace of mind.



TERMITE ELIMINATION

BACKED by BAYER™